

FREE WRITING PROSPECTUS

Xtant Medical Holdings, Inc. Company Presentation

This presentation highlights basic information about Xtant Medical Holdings, Inc. Because it is a summary, it does not contain all the information you should consider before investing.

We have filed a registration statement (including a prospectus) with the SEC for the offering to which this presentation relates. The registration statement has not yet become effective. Before you invest, you should read the prospectus included in the registration statement (including the risk factors described therein) and other documents we have filed with the SEC for more complete information about us and the offering. You may get these documents for free by visiting EDGAR on the SEC website at <http://www.sec.gov>.

The preliminary prospectus, dated September 28, 2016, can also be accessed through the following link:  
[https://www.sec.gov/Archives/edgar/data/1453593/000114420416125750/v449443\\_s1a.htm](https://www.sec.gov/Archives/edgar/data/1453593/000114420416125750/v449443_s1a.htm).

Alternatively, Xtant Medical Holdings, Inc. or the dealer-manager participating in the offering will arrange to send you the prospectus if you contact Maxim Group, LLC, Maxim Group LLC, Prospectus Department, 405 Lexington Ave., New York, NY, 10174; Telephone: (212)-895-3745; Email: [syndicate@maximgrp.com](mailto:syndicate@maximgrp.com).

---



*Encompassing Excellence*

NYSE MKT: XTNT  
September/October 2016 Investor Presentation



# Important Cautions

## Regarding Forward Looking Statements

This presentation contains certain disclosures that may be deemed forward-looking statements within the meaning of the Private Securities Litigation Reform Act of 1995 that are subject to significant risks and uncertainties. Forward-looking statements include statements that are predictive in nature, that depend upon or refer to future events or conditions, or that include words such as "continue," "efforts," "expects," "anticipates," "intends," "plans," "believes," "estimates," "projects," "forecasts," "strategy," "will," "goal," "target," "prospects," "potential," "optimistic," "confident," "likely," "probable" or similar expressions or the negative thereof. Statements of historical fact also may be deemed to be forward-looking statements. You are cautioned not to place undue reliance on forward-looking statements that speak only as of the date on which they are made. Forward-looking statements reflect management's current estimates, projections, expectations and beliefs, and are subject to risks and uncertainties outside of our control that may cause actual results to differ materially from what is indicated in those forward-looking statements.

These statements by their nature involve risks and uncertainties, and actual results may differ materially depending on a variety of important factors, including, among others, the occurrence of the risks described in the "Risk Factors" section of our most recent quarterly report on Form 10-Q filed with the U.S. Securities and Exchange Commission. In addition to those factors, the following factors, among others could cause our actual results to differ materially from forward-looking or actual performance: our ability to integrate X-spine's business and realize the projected benefits of the transaction; our ability to meet our obligations under existing and anticipated contractual obligations, including financial covenants and other obligations in our secured lending facility; our ability to manage cash flow; the ability of our sales force to achieve expected results; and other factors. We assume no duty to update any forward-looking statements.

Annualized, pro forma, projected and estimated numbers used in this presentation are used only for illustrative purposes and are not forecasts and may not reflect actual results.

This presentation contains certain supplemental measures of performance, such as EBITDA, that are not required by, or presented in accordance with, generally accepted accounting principles in the United States ("GAAP"). Such measures should not be considered as replacements of GAAP. Further information with respect to and reconciliations of such measures to the nearest GAAP measure can be found in the Company's historical filings with the Securities and Exchange Commission.

Any market or industry data contained in this presentation is based on a variety of sources, including internal data and estimates, independent industry publications, government publications, reports by market research firms or other published independent sources. Industry publications and other published sources generally state that the information contained therein has been obtained from third-party sources believed to be reliable, but there can be no assurance as to the accuracy or completeness of such information. Our internal data and estimates are based upon information obtained from trade and business organizations and other contacts in the markets in which we operate and management's understanding of industry conditions, and such information has not been verified by any independent sources. Accordingly, investors should not place undue reliance on such data and information.



## Introduction



Xtant Medical Holdings, Inc. develops, manufactures and markets outstanding regenerative medicine products and medical devices for the global spine market



The Company's comprehensive portfolio serves the specialized needs of orthopedic and neurological surgeons including:

- Orthobiologics for the promotion of bone healing, and
- Implants and instrumentation for the treatment of spinal diseases



Xtant operates its Biologics business out of Belgrade, MT, its Fixation and implant business out of Miamisburg, OH, and additional administrative support functions out of Louisville, CO

# Comprehensive and Diversified Product Portfolio

## FIXATION



ARANAX Splinter  
ANTERIOR CERVICAL FIXATION



IRIX-C GALIX-C  
ANTERIOR CERVICAL INTERBODY



GETEX  
POSTERIOR CERVICAL/THORACIC



X-LOCK AXLE ZYFIX  
THORACOLUMBAR FIXATION



IRIX-A CALIX-A-T-P Butrex  
THORACOLUMBAR INTERBODY

SACROILIAC FUSION  
SILEX



## BIOLOGICS



Atrix-C  
CERVICAL STRUCTURAL ALLOGRAFT



OsteoSelect<sup>®</sup> DBM Putty axograft  
OsteoSelect<sup>®</sup> PLUS 3Demin<sup>®</sup>



OsteoSponge<sup>®</sup> OsteoVive<sup>®</sup>  
CERVICAL, THORACOLUMBAR & SACROILIAC FUSION BIOLOGICS

THORACOLUMBAR STRUCTURAL ALLOGRAFT  
H-TITE

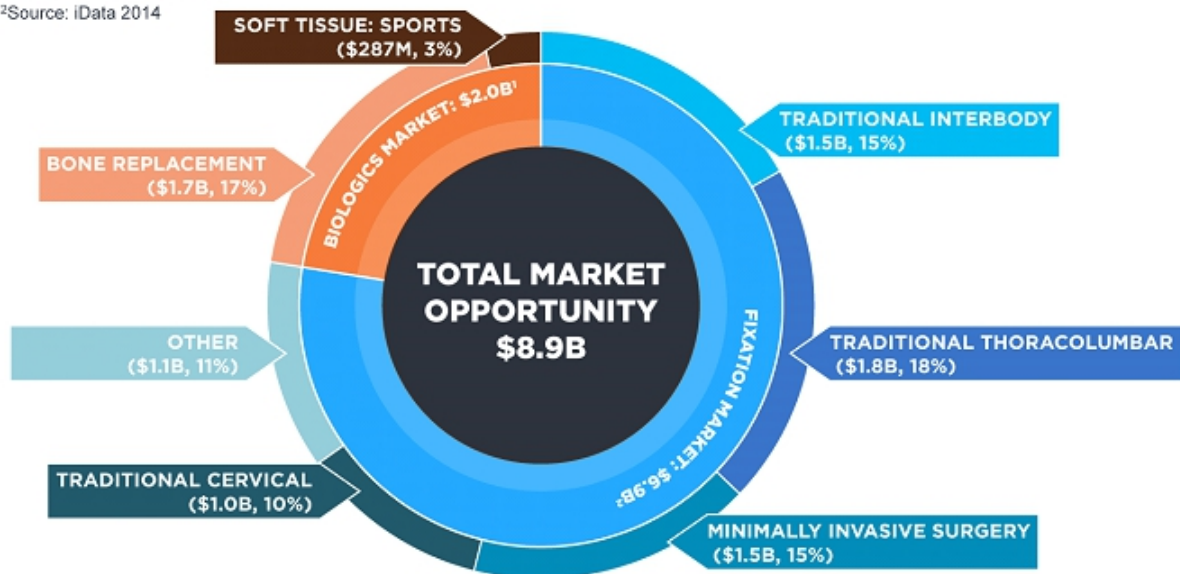
NYSE MKT: XTNT | September/October 2016



## Large US Market Opportunity

<sup>1</sup>Source: BioMed GPS 2014

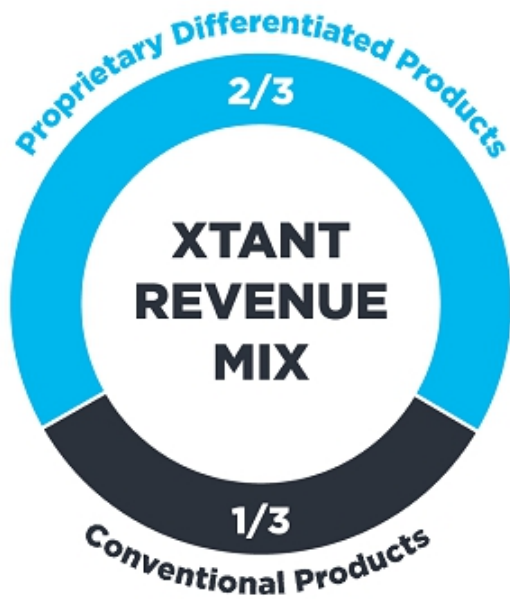
<sup>2</sup>Source: iData 2014



NYSE MKT: XTNT | September/October 2016

**TANT**  
MEDICAL

# Revenue Mix

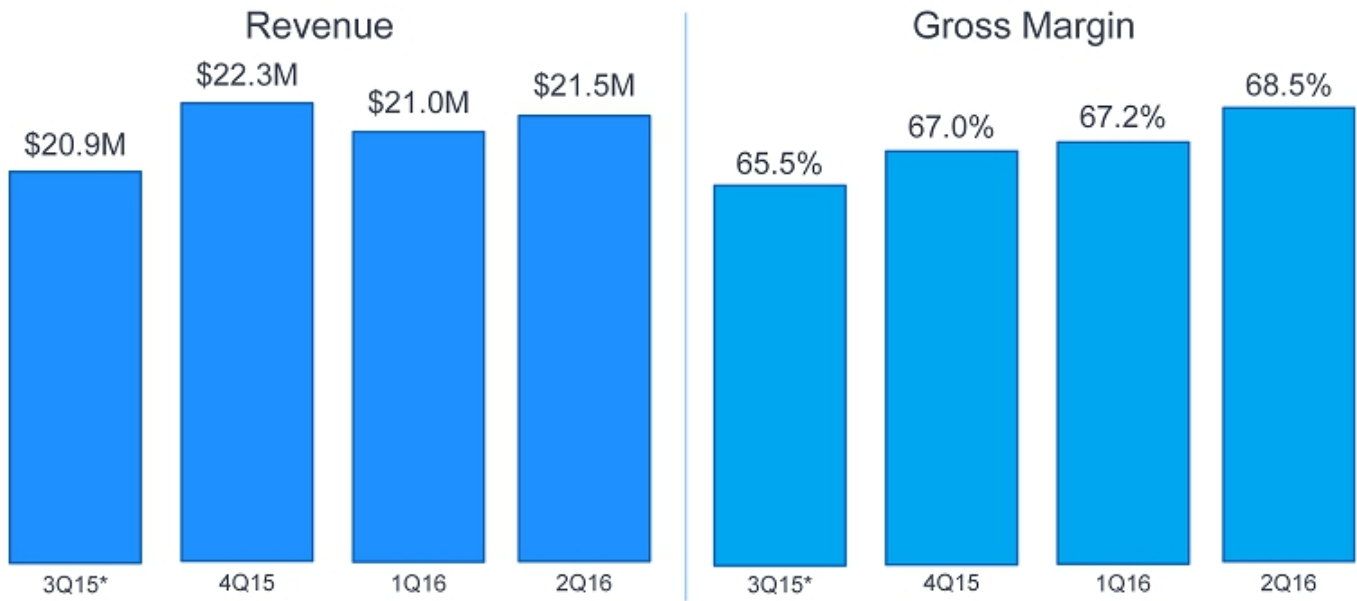


NYSE MKT: XTNT | September/October 2016



# Operating Results

Increasing Gross Margins



NYSE MKT: XTNT | September/October 2016

\*3Q15 Results are presented as pro forma consolidated, all other data is as reported; all are unaudited

**TANT**  
MEDICAL





## Full Year 2016 Guidance

(\$000's)	Full Year 2015 Results*	Full Year 2016 Guidance		
		Low	-	High
Total Revenue	\$86,518	\$87,000	-	\$90,000
OEM Revenue	\$5,093	\$1,000	-	\$1,000
Core Revenue	\$81,425	\$86,000	-	\$89,000
EBITDA**	(\$33)	\$2,300	-	\$3,300

\*Full Year 2015 Results are presented as pro forma consolidated, all other data is as reported

\*\*The Company defines earnings before interest, taxes, depreciation and amortization ("EBITDA") as net income/loss from operations before depreciation, amortization, impairment charges, non-recurring expenses and non-cash stock-based compensation. See reconciliation of EBITDA at the back of this presentation.

NYSE MKT: XTNT | September/October 2016

**XTANT**  
MEDICAL



## Growth Drivers



Now that the integration of X-spine is complete, management is focused on driving growth



Portfolio sales (Biologics sold through the legacy X-spine channel and Fixation products sold through the legacy Bacterin channel) could provide substantial growth in the second half of 2016



Selling existing products to existing customers



Investment in consigned inventory and surgical instrumentation in the first half of 2016 will begin to generate revenue in the second half of 2016



New products in development that leverage our call point in spine surgery


## Portfolio Selling Example: Posterior Lumbar Solutions

**\$1.5M**

2Q16 Revenue from portfolio selling, 6.6% of total revenue, up from \$935K in 1Q16

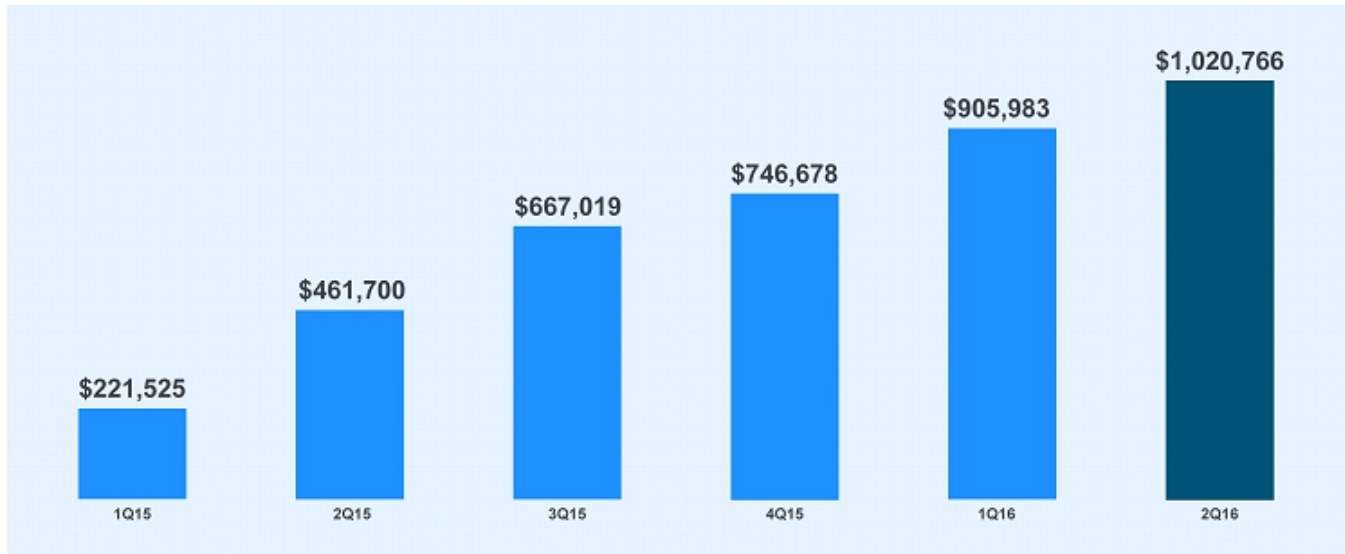
**10-12%**

Management goal for portfolio selling



## Growing Demand for 3Demin since launch

3Demin Revenue



NYSE MKT: XTNT | September/October 2016

**XTANT**  
MEDICAL

## New Products Announced Since Completion of the X-spine Acquisition

### **OsteoSelect<sup>®</sup> PLUS** DBM PUTTY

- Revenue Contribution Expected in 2H16
- **Total Addressable Market approximately \$400M**

### **Atrix·C**<sup>™</sup>

Cervical Allograft Interbody Spacer

- \$75,000+ revenue in 2Q16 (Pilot Launch)
- **Total Addressable Market approximately \$282M**

### **ARANAX** CERVICAL PLATING SYSTEM

- \$87,000+ revenue in 2Q16 (Pilot Launch)
- **Total Addressable Market approximately \$160M**

### **Xspan**<sup>™</sup> Laminectomy Foramin System

- 510(k) clearance Announced March 30, 2016
- **Total Addressable Market approximately \$110M**

# OsteoVive™

- Announced March 24, 2016
- \$252 million total addressable market\*
- Unique, viable cell line (MIAMI)
- Launched end of Q2 2016

\*Source: BioMed GPS 2014

NYSE MKT: XTNT | September/October 2016





# FINANCIAL OVERVIEW

NYSE MKT: XTNT | September/October 2016

**XTANT**  
MEDICAL

---

# Financial Overview

Second Quarter 2016 Summary (\$000's)

(000's), unaudited	Three Months Ended June 30, 2016	Six Months Ended June 30, 2016	
Total Revenue	\$21,462	\$42,439	Six Consecutive Quarters of Y/Y Increase in Core Sales
OEM Revenue	\$436	\$790	
<b>Core Revenue</b>	<b>\$21,026</b>	<b>\$41,649</b>	
<b>Gross Profit</b>	<b>\$14,703</b>	<b>\$28,804</b>	Six Consecutive Quarters of Expanding Gross Margin, Increase of 3.1% over FY15 GM
Gross Margin	68.5%	67.9%	
Operating Loss	(\$2,122)	(\$4,485)	
<b>EBITDA** Gain (Loss)</b>	<b>\$333</b>	<b>\$188</b>	Four Consecutive Quarters of Increasing EBITDA - \$1.2M increase from 3Q16

\*\*The Company defines earnings before interest, taxes, depreciation and amortization ("EBITDA") as net income/loss from operations before depreciation, amortization, impairment charges and non-cash stock-based compensation. See the reconciliation of EBITDA at the back of this presentation.

NYSE MKT: XTNT | September/October 2016

**TANT**  
MEDICAL



## Capitalization

(000's)	As of June 30, 2016*
Cash & Cash Equivalents	\$2,217
<b>Debt:</b>	
Revolving Line of Credit	\$5,481
Non-Convertible Debt	\$47,072
Convertible Debt (Conv. Prices: ~\$2.2MM at \$2.90 and ~\$68.0MM at \$3.88)	\$70,238
Capital Lease Obligations	\$961
<b>Total Debt</b>	<b>\$123,752</b>
<b>Shares Outstanding:</b>	
Common Stock	12,135
Options (Wtd. Avg. Strike of \$10.83)	562
Warrants (Wtd. Avg Strike of \$7.65)	1,236
<b>Total Common Stock, Options and Warrants</b>	<b>13,933</b>

NYSE MKT: XTNT | September/October 2016

\*Results listed under "As Of June 30, 2016" are unaudited





## 2016 Non-GAAP Profitability & Break Even

- Non-GAAP profitability is defined as EBITDA adjusted for cash based interest expense
- Revised guidance for full year 2016 non-GAAP profitability is (\$3.2M) to (\$2.2M)
- Break even revenues occur at approximately \$24.2M per quarter
- After break even, on an incremental basis the Company anticipates approximately 45% contribution margin

## Estimated Incremental Revenue Flow Through

(\$000's)	Break Even	Incremental
Quarterly Revenue	\$24,250	\$1,000
Gross Profit	\$16,611	\$750
Gross Margin	68.5%	75%
Commissions	\$7,275	\$300
All Other Operations & Cash-Based Interest Expense	\$9,336	\$0
Income From Operations	-	\$450
Operating Margin	0%	45%

NYSE MKT: XTNT | September/October 2016

**X TANT**  
MEDICAL



# SUMMARY

NYSE MKT: XTNT | September/October 2016



**XTANT**  
MEDICAL

## Financial Guidance

(\$000's)	Full Year 2016 Guidance		
	Low	-	High
Revenue	\$87,000	-	\$90,000
EBITDA**	\$2,300	-	\$3,300
Cash Based Interest Expense	\$5,450	-	\$5,450
<b>Non-GAAP Profitability</b>	<b>(\$3,150)</b>	<b>-</b>	<b>(\$2,150)</b>

NYSE MKT: XTNT | September/October 2016

\*\*The Company defines earnings before interest, taxes, depreciation and amortization ("EBITDA") as net income/loss from operations before depreciation, amortization, impairment charges and non-cash stock-based compensation.

**TANT**  
MEDICAL



## Growth Drivers

- Xtant is a substantial revenue stage, spine-product business with expanding margins
- Sales growth in 2016 and 2017 driven by Portfolio Sales and additional inventory and surgical instrumentation to service existing accounts and open new ones
- Meaningful contribution from new products in second half of 2016 and through 2017

## CONTACT US

NYSE MKT: XTNT



664 Cruiser Ln.  
Belgrade, MT 59714



Investor Relations  
**CG Capital**



1.406.388.0480



1.877.889.1972



info@xtantmedical.com



investorrelations@cg.capital



xtantmedical.com



cg.capital

**XTANT**  
MEDICAL

## Reconciliation of EBITDA

(000's)	Three Months Ended June 30, 2016	Three Months Ended June 30, 2015*	Twelve Months Ended December 31, 2015
<b>Net Loss from Operations</b>	(\$2,122)	(\$1,375)	(\$12,475)
Impairment of Assets	\$0	\$0	\$234
Acquisition and Integration related expenses	\$451	\$0	\$4,936
Gain from the Extinguishment of Debt	\$0	\$0	(\$2,345)
Non-Cash Compensation	\$135	\$214	\$794
Depreciation & Amortization	\$1,869	\$2,109	\$8,823
<b>EBITDA Gain (Loss)</b>	<b>\$333</b>	<b>\$949</b>	<b>(\$33)</b>

NYSE MKT: XTNT | September/October 2016

